



Federal Economic Development
Agency for Southern Ontario

Agence fédérale de développement
économique pour le Sud de l'Ontario

Report on Plans and Priorities

2010-2011 Estimates

Federal Economic Development Agency
for Southern Ontario

Minister of Industry

Canada 

How to Read This Report

This *Report on Plans and Priorities* (RPP) by the Federal Economic Development Agency for Southern Ontario (FedDev Ontario) presents the Agency's plans for 2010–2011 in working towards its strategic outcome through its program activities. The report contains an introductory message from the Minister responsible for the Industry Portfolio. Messages from the Minister of State (Science and Technology) (Federal Economic Development Agency for Southern Ontario) and the President of FedDev Ontario outline the Agency's plans for serving Canadians and how the Agency plans to contribute to government-wide objectives. The report is divided into three sections, detailed below.


Section I, Agency Overview, contains:


- summary information on FedDev Ontario, starting with the Agency's *raison d'être*;
- a brief description of the Agency's scope of operations and governance structure;
- a chart and a table designed to provide a quick overview of the Agency's framework of program activities and sub-activities, which feed into and contribute to progress toward the strategic outcome;
- a financial and human resource planning summary table;
- a discussion of the contribution and linkages of priorities to the Agency's strategic outcome;
- an operating environment and risk analysis section that explains the effects of external and internal factors on the Agency's plans and priorities;
- a summary of the Agency's implementation of Economic Action Plan initiatives;
- the FedDev Ontario expenditure profile; and
- a list of voted and statutory items.

Section II, Analysis of Program Activities by Strategic Outcome, provides detailed information on the Agency's plans at the program activity level.

Section III, Supplementary Information, provides links to electronic resources and other items of interest for further information.

Due to rounding, figures may not add up to totals shown.

In an effort to provide Canadians with online access to information and services, we are including web links to more information and highlights. These links are indicated by this icon 

We are committed to continuous improvement in our reporting. We welcome your comments on this report by email to  info@feddevontario.gc.ca, by fax to 519 571-5750, or by mail to:

The Office of the Chief Financial Officer
Federal Economic Development Agency for Southern Ontario
101 Frederick Street
4th Floor
Kitchener
Ontario N2H 6R2

Table of Contents

Minister’s Message	1
Minister of State’s Message	3
President’s Message	5
Section 1: Agency Overview	7
Raison d’être and Responsibilities	7
Mandate	7
Scope of Operations	8
Governance	9
Strategic Outcome and Program Activity Architecture (PAA)	10
PAA Crosswalk	11
Planning Summary	11
Financial and Human Resources	11
Summary Tables by Strategic Outcome	12
Contribution of Priorities to Strategic Outcome	13
Agency Priorities for 2010–2011	13
Operating Environment and Risk Analysis	13
External Operating Environment	13
Internal Operating Environment	14
Canada’s Economic Action Plan (EAP)	15
Expenditure Profile	15
Section II: Analysis of Program Activities by Strategic Outcome	17
The Economy of Southern Ontario Is Competitive and Diversified	17
Program Activity by Strategic Outcome	18
Community and Business Development	18
Planning Highlights and Benefits for Canadians	19
Infrastructure	20
Planning Highlights and Benefits for Canadians	21
Canada’s Economic Action Plan (EAP)	21
Southern Ontario Development Program	22
Development Projects for Communities and Businesses	22
Internal Services	23
Section III: Supplementary Information	24
List of Tables Available Online	24
Additional Information	24
Details of Transfer Payment Programs (TPP)	24
Internal Audits	24
Sources of Respendable and Non-Respendable Revenue	24
Other Items of Interest	24

Minister's Message

Our government is committed to positioning Canada to exit the current downturn quickly and emerge stronger and more competitive in the global economy. In doing so, Industry Canada and its Portfolio partners will continue to play their key roles in increasing the country's capacity to create jobs and economic growth — for next year and the next decade.

While the recession originated beyond our borders, it had real consequences for Canadians and Canadian business. And despite improving conditions, there is work to be done. In 2010, a major focus will be completing the stimulus measures of Canada's Economic Action Plan (www.actionplan.gc.ca). Introduced in Budget 2009, the Plan's full effect will be felt in 2010–11, and its measures will help solidify the recovery.

Over this period, Industry Canada and its Portfolio partners will work with industries and sectors hit hardest by the recession. Initiatives will include activities to boost community economic development and to extend broadband infrastructure to underserved or unserved areas across the country. To build on the momentum gained through our past investments in science and technology, significant effort will be directed to shaping the knowledge-based economy.

Industry Canada will also focus on supporting business and industry to capitalize on emerging opportunities at home and abroad. Getting our economic frameworks right, through forward-looking policies, is central to ensuring Canada's place in the global marketplace. We remain committed to two-way trade and investment, which raises our capacity to create jobs and economic growth and provides for sustainable prosperity.

In 2010–11, the Federal Economic Development Agency for Southern Ontario will continue to fulfill its mandate of partnering with local governments, businesses and community organizations to bolster Southern Ontario's economy to ensure it is stronger, more vibrant and more resilient in the years to come.

I will work with my colleagues, the private sector and other governments to advance the recovery and build the foundation for a strong, competitive economy.

It is my pleasure to present this year's *Report on Plans and Priorities* for the Federal Economic Development Agency for Southern Ontario



Tony Clement
Minister of Industry

Minister of State's Message

Last spring, Prime Minister Stephen Harper described Southern Ontario as a region with “distinct needs,” adding that its people deserved economic programs delivered in ways specifically tailored to their own priorities.

The Federal Economic Development Agency for Southern Ontario, or FedDev Ontario, was announced in Budget 2009 to help the region recover from the effects of the global economic recession and set the foundation for prosperity going forward. Since its formation in August 2009, the agency has been working with the communities, businesses and residents of Southern Ontario to help reshape the region's economy as part of its economic recovery.

FedDev Ontario is responsible for delivering infrastructure programs in Ontario, as well as economic development programs throughout Southern Ontario. The initial focus is to help hard-hit areas recover from the short-term effects of the global economic downturn with targeted investments in critical infrastructure projects, research initiatives and innovative business growth plans.

Already we are helping to create new jobs and opportunities throughout Southern Ontario by encouraging innovative ideas and the commercialization of research and investments in advanced manufacturing. Heading into our first full year of operation, we aim to implement more community and economic development initiatives that address not only the needs of today, but help communities and businesses meet the challenges of tomorrow.

I am pleased to submit, for tabling in Parliament, the following *2010–2011 Report on Plans and Priorities* (RPP) for the Federal Economic Development Agency for Southern Ontario, which outlines how FedDev Ontario will contribute to making the province more competitive, diversified and prosperous.



The Honourable **Gary Goodyear**
Minister of State (Science and Technology)
(Federal Economic Development Agency for Southern Ontario)

President's Message

The Federal Economic Development Agency for Southern Ontario, or FedDev Ontario, is entering its first full year of operation with momentum. I am honoured to be the President of this organization as it begins to fully implement its programs aimed at renewing the Southern Ontario economy.

FedDev Ontario was announced in Budget 2009 in response to the effects of the global economic recession on Southern Ontario, with a budget of \$1 billion over five years. Already the agency's programs are having an immediate impact on communities and businesses. Through initiatives like the Southern Ontario Development Program (SODP), which will deliver close to \$176 million in funding in 2010–2011, as well as the Community Adjustment Fund (CAF) and the Recreational Infrastructure Canada (RIInC) Program in Ontario, the agency is addressing critical short-term infrastructure requirements while laying the groundwork for future economic prosperity.

FedDev Ontario fulfills the government's mandate to build a regional economy that is more diverse and robust. Our programs help innovators take their products to market and encourage the knowledge-based jobs of tomorrow. In particular, the Agency is preparing Southern Ontario's manufacturing sector for new economic realities. FedDev Ontario's targeted investments will help manufacturers compete in the global marketplace by increasing productivity levels and encouraging innovation.

Our organization is also engaged in outreach and consultations with stakeholders to seek input on how we can work together to chart a new path — one that is focused on stable, long-term economic growth.

I respectfully submit, for tabling in Parliament, FedDev Ontario's *2010–2011 Report on Plans and Priorities* (RPP). The document outlines our immediate goals and initiatives, as well as our long-term priorities.



B.A. (Bruce) Archibald, PhD
President
Federal Economic Development Agency for Southern Ontario

SECTION I:

Agency Overview

Raison d'être and Responsibilities

The Economic Action Plan introduced in Budget 2009 provided \$1B over five years for a new Southern Ontario development agency to support restructuring, community and business development, innovation and commercialization initiatives, and other measures to promote economic diversification in Southern Ontario. The Federal Economic Development Agency for Southern Ontario (FedDev Ontario) was formally established on August 13, 2009. In launching FedDev Ontario, Prime Minister Harper said:

"The global recession has created challenges in every region of our country, including Southern Ontario. This is a region with distinct needs, and the people of Southern Ontario deserve economic programs delivered in ways specifically tailored to their own priorities. FedDev Ontario is one more tool to ensure that workers and businesses in Southern Ontario have the resources they need to succeed."

This Agency is charged with delivering federal government economic development programs tailored to the specific priorities of workers, businesses and communities in Southern Ontario.

Mandate

The mandate of FedDev Ontario is to help support excellence by making the Southern Ontario economy and its communities more competitive, innovative and diversified.

Scope of Operations

FedDev Ontario is headquartered in Kitchener and has offices in Stratford, Peterborough, Toronto and Ottawa.

The designated geographic area for the Agency consists of the following 37 Statistics Canada census divisions:

1 Stormont, Dundas and Glengarry	19 York	32 Oxford
2 Prescott and Russell	20 Toronto	34 Elgin
6 Ottawa	21 Peel	36 Chatham-Kent
7 Leeds and Grenville	22 Dufferin	37 Essex
9 Lanark	23 Wellington	38 Lambton
10 Frontenac	24 Halton	39 Middlesex
11 Lennox and Addington	25 Hamilton	40 Huron
12 Hastings	26 Niagara	41 Bruce
13 Prince Edward	28 Haldimand-Norfolk	42 Grey
14 Northumberland	29 Brant	43 Simcoe
15 Peterborough	30 Waterloo	46 Haliburton
16 Kawartha Lakes	31 Perth	47 Renfrew
18 Durham		

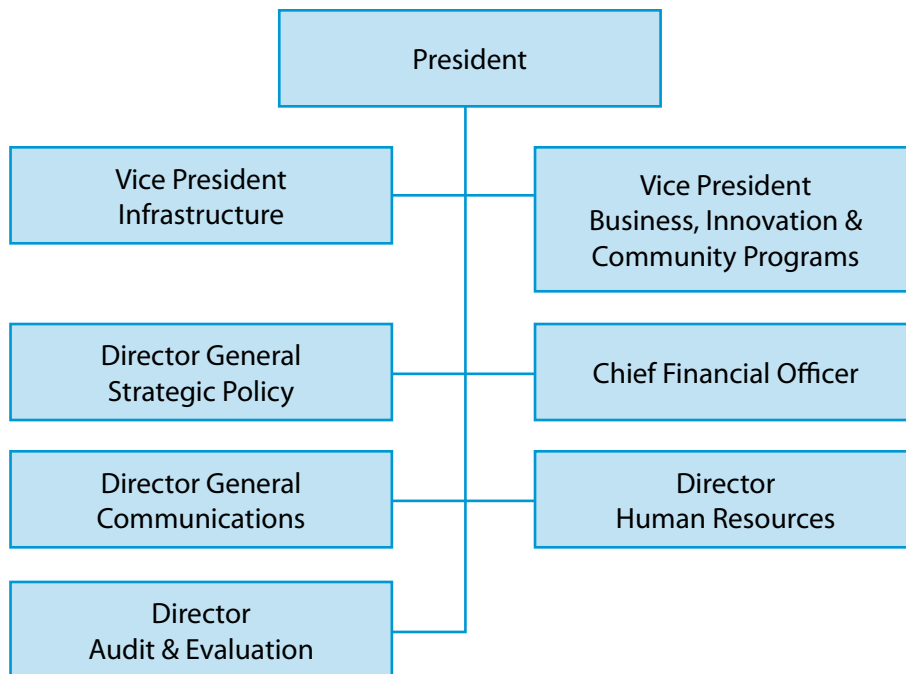


According to the 2006 Census, this area has a population of over 11 million, representing approximately 93% of Ontario's total population and 36% of the total population of Canada.

Governance

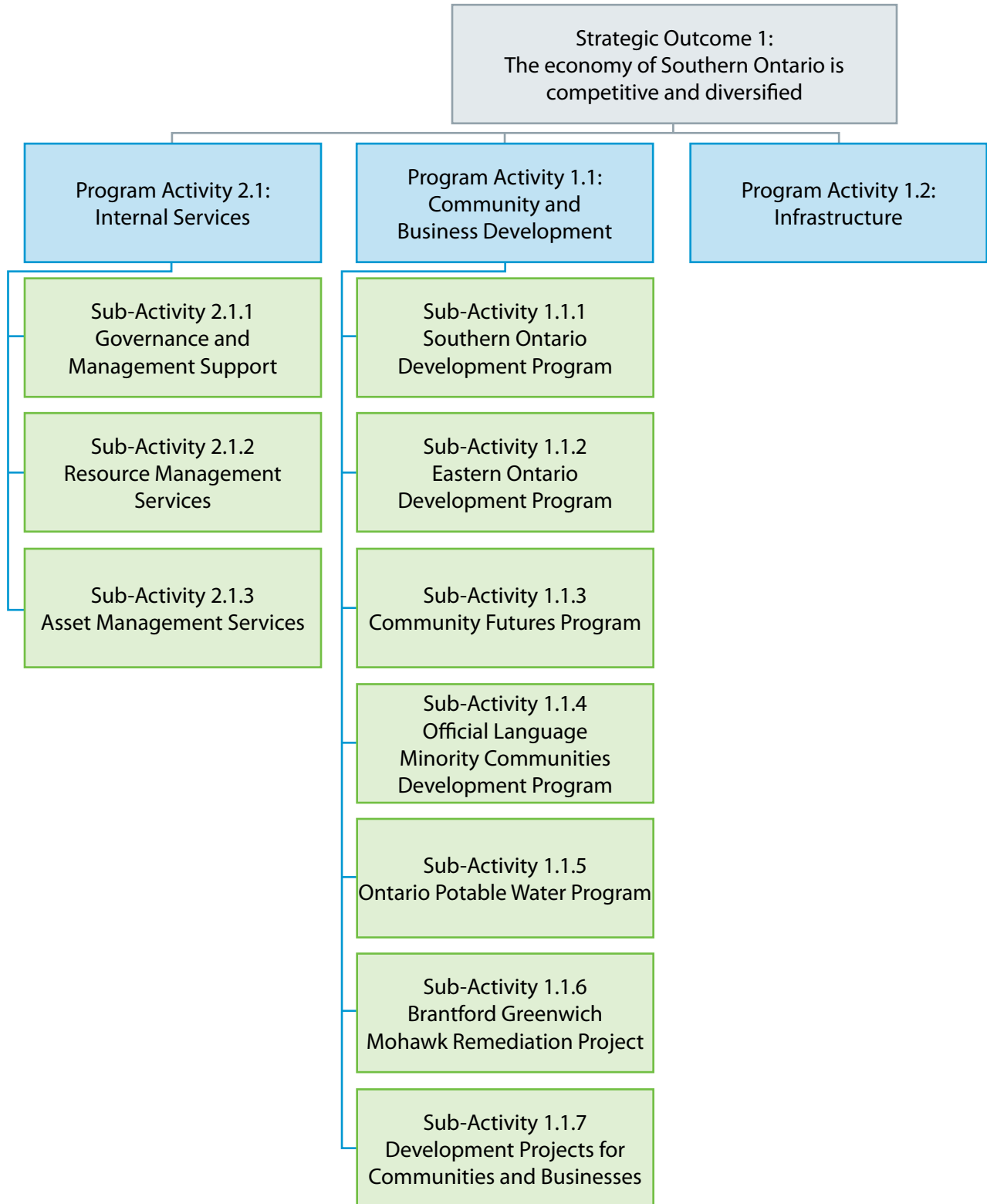
FedDev Ontario is part of the Industry portfolio. Its President oversees Agency operations and resources, and reports to the Honourable Gary Goodyear, Minister of State (Science and Technology) (Federal Economic Development Agency for Southern Ontario).

The Executive Committee is the Agency’s main governing body. It sets strategic directions and develops, reviews and approves strategic plans, budgets and any other documents or submissions of strategic importance. The Executive Committee is composed of the Agency President (who also acts as chair), the Vice President of Infrastructure, the Vice President of Business and Community Programs, the Director of Audit and Evaluation, the Director General of Communications, the Chief Financial Officer, the Director General of Strategic Policy and the Director of Human Resources.



Strategic Outcome and Program Activity Architecture (PAA)

The Strategic Outcome and Program Activity Architecture are used to guide planning and reporting for the Agency.



PAA Crosswalk

To achieve its strategic outcome, FedDev Ontario administers and delivers programs that receive funding from various sources. The table below shows the origin of each program and where it is found in FedDev Ontario's Program Activity Architecture (PAA). For example, the Community Adjustment Fund of Canada's Economic Action Plan is found under sub-program activity 1.1.7, "Development Projects for Communities and Businesses," while the Recreational Infrastructure Fund falls under program activity 1.2, "Infrastructure."

All program expenditures are reported according to the structure and coding of the officially approved FedDev Ontario PAA

Origin of FedDev Ontario Program	Program	Program/Sub-program in PAA
Canada's Economic Action Plan (Budget 2009)	Community Adjustment Fund	1.1.7
	Recreational Infrastructure Fund	1.2
	Eastern Ontario Development Program	1.1.2
FedDev Ontario	Southern Ontario Development Program	1.1.1
Former Industry Canada Programs Transferred to FedDev Ontario	Community Futures Program	1.1.3
	Ontario Potable Water Program	1.1.5
	Economic Development Initiative	1.1.4
	Brantford Greenwich-Mohawk Remediation Project	1.1.6
Infrastructure Canada	Canada-Ontario Infrastructure Program	1.2
	Building Canada Fund	1.2
	Canada Strategic Infrastructure Fund	1.2
	Canada-Ontario Municipal Rural Infrastructure Fund	1.2
	Municipal Rural Infrastructure Top-Up Fund	1.2

Planning Summary

Financial and Human Resources

	2010–2011	2011–2012	2012–2013
Financial Resources (\$ millions)	507.0	216.0	214.2
Human Resources (Full-time equivalents – FTEs)	200	250	250

The reduction in Financial Resources in 2011–2012 results from the sunsetting of current authorities for the Community Adjustment Fund (CAF), the Recreational Infrastructure Canada Fund (RInC), the Eastern Ontario Development Program (EODP), the Ontario Potable Water Program (OPWP) and the Building Canada Fund (BCF).

In contrast, the growth in the FTE count reflects a fully staffed FedDev Ontario as of 2011–2012. In 2010–2011, some work will be managed using temporary staff and other contractual arrangements until permanent staffing can be completed.

Summary Tables by Strategic Outcome

Strategic Outcome: The economy of Southern Ontario is competitive and diversified	
Performance Indicators	Targets (Reached by March 31, 2011)
Annual GDP growth rate for Southern Ontario	3%

Program Activity	Forecast Spending 2009–2010 (\$millions)	Planned Spending (\$millions)			Alignment to Government of Canada Outcomes*
		2010–2011	2011–2012**	2012–2013**	
Community and Business Development	299.8	395.0	204.5	202.8	An innovative and knowledge-based economy Strong economic growth
Infrastructure	113.7	98.4	0.2	0.1	Strong economic growth
Internal Services	14.9	13.6	11.3	11.3	Not applicable
Total Planned Spending		507.0	216.0	214.2	

* http://southernontario.gc.ca/eic/site/723.nsf/eng/h_00102.html

** Infrastructure spending for the years 2011–2012 and 2012–2013 does not include expenditures on behalf of Infrastructure Canada.

The change in Internal Service expenditures after 2010–2011 reflects reduced start-up costs and lower program expenditures. Expenditures under the Community and Business Development program will change after the 2010–2011 fiscal year as the CAF and EODP sub-programs sunset. The major factor impacting infrastructure spending in 2011–2012 will be the sunset of the RInC program. Projected expenditures for 2011 through 2013 are largely attributable to the five-year Southern Ontario Development Program (SODP).

Contribution of Priorities to Strategic Outcome

Agency Priorities for 2010–2011

Strategic Outcome	Management Priorities (New)	Description
The economy of Southern Ontario is competitive and diversified	Establish the Agency's internal services	Build an internal service structure and capability that allows the Agency to effectively manage its affairs and minimize the amount of services procured under Memoranda of Understanding (MOU) and contractual arrangements
	Develop the Agency's organizational structure, plans, procedures and processes	Adopt a proactive approach to planning and introduce efficient processes and policies for effective management
	Develop the Agency's research and policy capacity	Ensure the Agency has the capacity to undertake research and policy analysis to help guide its programs and priorities
	Develop program delivery capacity, such as fully trained staff, etc.	Build community and business development program capacity to a level comparable to established infrastructure program delivery capacity
	Operational Priorities (Ongoing)	Description
	Conduct outreach and consultations	Champion dialogue with key stakeholders and citizens across Southern Ontario, focusing on emerging opportunities and challenges in the region
	Develop effective program delivery mechanisms	Continue to develop program delivery approaches that maximize benefits to Southern Ontario clients, e.g., broadening the scope of potential program delivery partners
	Manage EAP initiatives	Since RInC and CAF expire in March 2011, give additional attention to performance and results measurement
	Continue to deliver legacy programs	Deliver programs on behalf of Infrastructure Canada through the FedDev Ontario regional network

Operating Environment and Risk Analysis

External Operating Environment

The financial crisis, the resulting sharp economic downturn, and weakening U.S. demand for Southern Ontario goods and services have intensified the need for adjustment in the region to stem job losses and economic distress.

Despite signs of economic recovery in Canada, growth is likely to remain subdued according to the International Monetary Fund (IMF)*. Many Canadians will face financial challenges as the unemployment rate reaches the 9% level for 2010**. Certain distressed communities in Southern Ontario are likely to see unemployment rates several percentage points above 9%. Sustained growth partly depends on the strength of Southern Ontario's export industries, which are affected by the economic challenges facing Canada's trading partners and by the strength of the Canadian dollar.

In pursuit of its mandate, FedDev Ontario is engaged in outreach and consultations with the most vulnerable communities and businesses in the Southern Ontario economy. Agency program activities are diverse and highly dependent on partnerships for delivery. Internal audits and reviews are planned to ensure the efficiency and effectiveness of these programs.

Internal Operating Environment

Risk and mitigation strategies for 2010–2011 and beyond are described below. Risks are ranked according to the product of their impact and likelihood of occurrence.

Key Risks	Mitigation Strategies
Compliance: The Agency must have sufficient experienced resources in place to ensure the compliance of all recipients with program terms and conditions due to the large number of specific projects and associated reporting requirements.	Experienced resources in the Toronto office have been transferred from Industry Canada to the Agency to assist with program delivery. The Atlantic Canada Opportunities Agency (ACOA) is providing FedDev Ontario with additional experienced resources under an MOU arrangement.
Performance Measurement: The Agency will ensure that it meets the challenges in reporting on results for short-term programs due to the large number of recipients.	FedDev Ontario has worked to develop an appropriate short-term performance measurement strategy. With the RInC program, for example, the province has prime responsibility for ensuring projects are completed "on time, on budget." The province has a clear understanding of the reporting requirements involved.
Delivery Capacity: As a new organization, FedDev Ontario is addressing a number of administrative and operational challenges.	The Agency will continue to draw on experienced resources through Memoranda of Understanding and other contractual arrangements until sufficient internal capacity is developed.
Excess Demand: High demand for funding might be a program management challenge	Proposals will be assessed and given priority based on program eligibility criteria.

* IMF Press Release No 9/410: <http://www.imf.org/external/np/sec/pr/2009/pr09401.htm>

** Finance Canada: Update of Economic and Fiscal Projections September 2009: <http://www.fin.gc.ca/ec2009/ec03-eng.asp>

Canada’s Economic Action Plan (EAP)

In its 2009 Budget* the Government of Canada announced Canada’s Economic Action Plan. Under the heading “Action to Support Businesses and Communities,” Budget 2009 addressed the short-term economic challenges facing different sectors, regions and communities as a result of the global financial crisis and helped position them for long-term competitiveness. As part of this initiative, \$1 billion over five years was earmarked for the creation of a Southern Ontario development program to help workers, communities and businesses in the region.

Following the Budget 2009 announcement, Industry Canada used various tools within its Portfolio, including agreements with the National Research Council of Canada and the Business Development Bank of Canada, to support projects encouraging economic development in Southern Ontario. These initiatives were undertaken while government officials worked to establish the policy and governance mechanisms of FedDev Ontario.

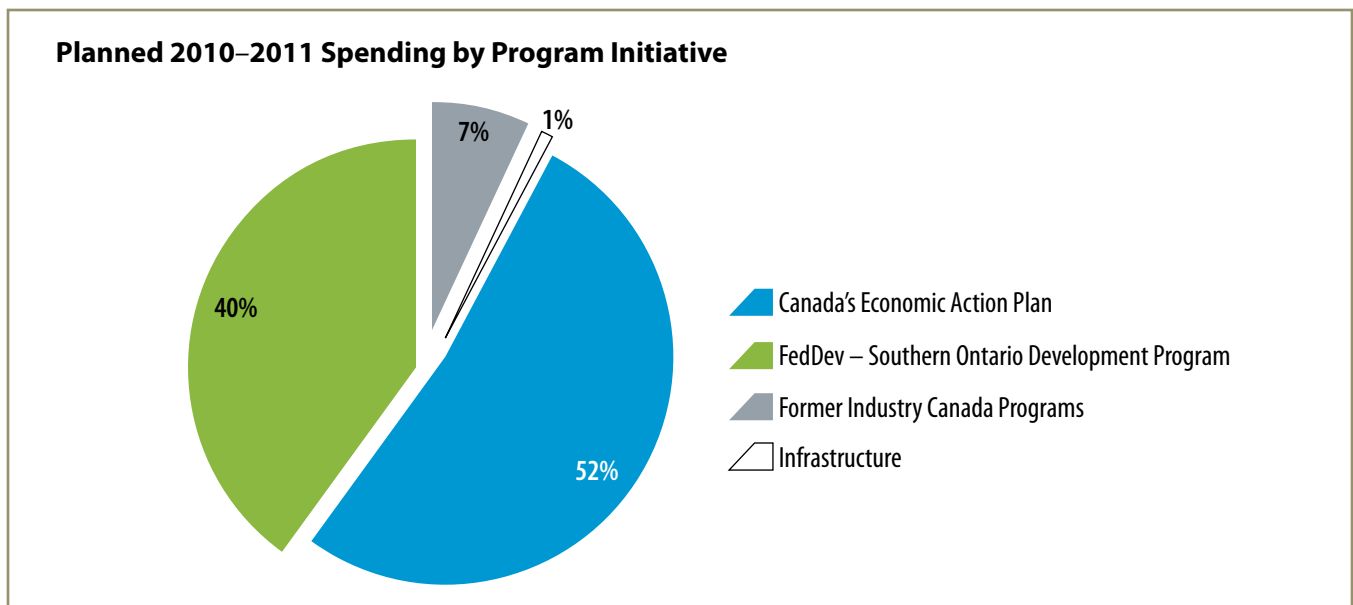
Economic Action Plan initiatives also included the Community Adjustment Fund, the Eastern Ontario Development Program and the Recreational Infrastructure Canada program. FedDev Ontario administers these programs in addition to its core Southern Ontario Development program.

Since its inception, FedDev Ontario has provided 2009–2010 and multi-year funding to many Ontario municipalities, including Welland, Orillia, Oshawa, Oxford County and Kingston. Several industry sectors also received funding, including Ontario food & beverage processors and the micro-satellite technology industry.

Expenditure Profile

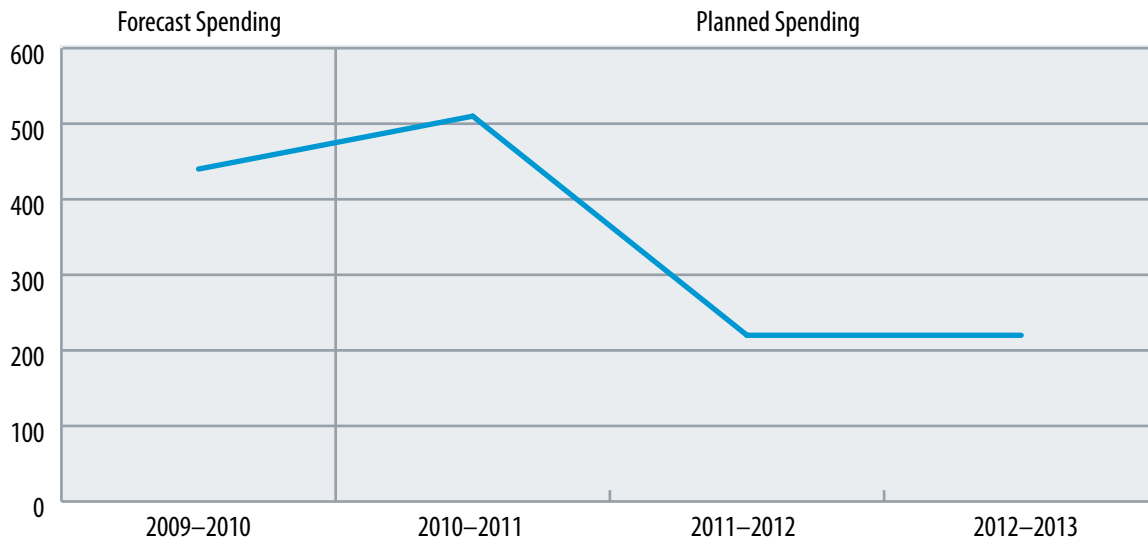
The chart below shows FedDev Ontario program spending in 2010–2011 as divided among Canadian Economic Action Plan (EAP) initiatives, programs transferred to FedDev Ontario from Industry Canada, FedDev Ontario’s core program, SODP and legacy programs delivered on behalf of Infrastructure Canada.

Program initiatives shown in the chart below are EAP, SODP, former Industry Canada programs and the delivery of infrastructure programs for Infrastructure Canada.



* <http://www.budget.gc.ca/2009/pdf/budget-planbugetaire-eng.pdf>

Spending Trend (\$millions)



Significant variations in FedDev's Ontario's expenditure profile over the planning period are attributable to sunsetting funds.

Voted and Statutory Items displayed in the Main Estimates (\$ millions)

Vote # or Statutory Item (S)	Truncated Vote or Statutory Wording	2009-2010* Main Estimates	2010-2011 Main Estimates
1	Operating expenditures	NA	34.0
5	Grants and contributions	NA	469.5
(S)	Contributions to employee benefit plans	NA	3.4
Total		NA	507.0

* The Agency was not created until August 13, 2009.

Section II: Analysis of Program Activities by Strategic Outcome

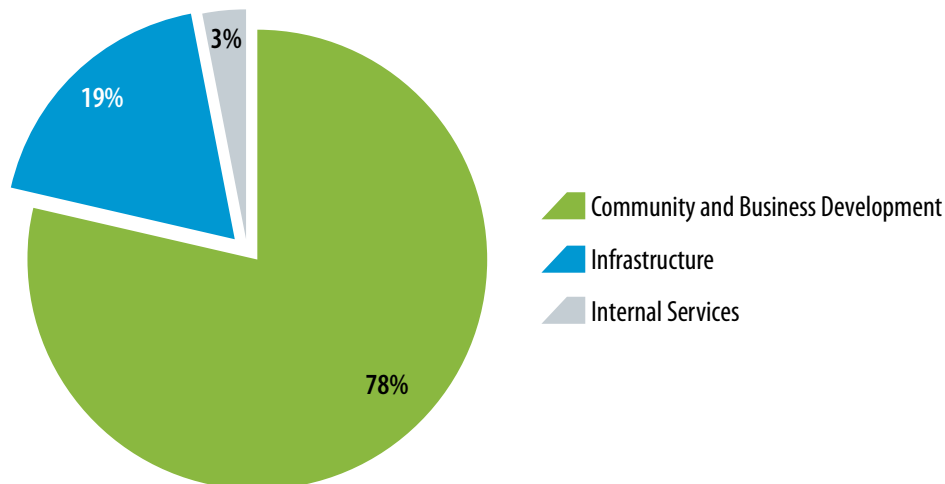
The Economy of Southern Ontario Is Competitive and Diversified

Southern Ontario is undergoing a process of rapid structural adjustment. After a period of robust growth from the mid-1990s to 2004, buoyed notably by relatively low Canadian currency values and high U.S. demand, many of the region's traditionally strong industries, particularly the manufacturing and automotive sectors, are facing major challenges. The current financial crisis, the resulting sharp economic downturn and weakening U.S. demand for Southern Ontario goods and services have intensified the need for adjustment in the region to stem job losses and economic distress.

According to Statistics Canada, Ontario's unemployment rate reached 9.6% in the summer of 2009, the highest rate in fifteen years, at a time when the national average was 8.6%. Certain communities in Southern Ontario, particularly in the southwestern area, had very high unemployment figures: Windsor, 14.4%; St. Catharines-Niagara, 10.9%; London, 10.4%; and Kitchener, 9.9%.

Statistics Canada reported that employment levels in Ontario had fallen by 232,000 since October 2008. Over half of these job losses were in the manufacturing sector. Southern Ontario's manufacturing sector has seen a steady structural decline since 2004. FedDev Ontario's programs help Southern Ontario's manufacturing sector face these new economic realities and compete more effectively in the global marketplace by bolstering productivity levels through investment and innovation.

Planned Spending Breakdown by PAA Program Activity 2010–2011



Program Activity by Strategic Outcome

Program Activity: Community and Business Development					
Human Resources (FTEs) and Planned Spending (\$millions)					
2010–2011		2011–2012		2012–2013	
FTEs	Planned Spending	FTEs	Planned Spending	FTEs	Planned Spending
83	395.0	117	204.5	117	202.8

Expected Results	Indicators	Targets
Enterprises are contributing to community economic growth and viability	Percentage of SMEs assisted that maintained or increased their sales	70%

The Community and Business Development program supports communities and businesses in Southern Ontario by making the Southern Ontario economy and its communities more competitive, innovative and diversified. This will be achieved by increasing economic opportunities, increasing community and business capacity to respond to challenges, stimulating economic development and promoting conditions that foster competitive businesses and sustainable communities. Through this program, FedDev Ontario delivers and administers grants and contributions with not-for-profit organizations, other levels of governments and businesses. The funds are used to enhance business productivity and competitiveness; provide entrepreneurs and small and medium-sized enterprises with improved access to capital and business development information and services; and support community economic planning, development and diversification initiatives.

This program benefits businesses and communities in Southern Ontario by providing them with opportunities, support and guidance to which they would not have access without this program.

FedDev Ontario will implement this program activity through the following sub-activities:

Southern Ontario Development Program

Eastern Ontario Development Program


Community Futures Program

Official Languages Minority Communities Development Program

Ontario Potable Water Program

Brantford Greenwich-Mohawk Remediation Project

Development Projects for Communities and Businesses, which includes the Community Adjustment Fund (Southern Ontario Component)

Performance information for these programs is available on-line 

Planning Highlights and Benefits for Canadians

In order to achieve the expected result, FedDev Ontario will undertake the following key activities:

Southern Ontario Development Program (SODP)

The Southern Ontario Development Program (SODP) is a core program of FedDev Ontario. It builds upon the assets and strengths of communities to create an environment where businesses can thrive and maximize Southern Ontario's potential to succeed in the knowledge-based economy. Its objective is to promote economic development, diversification and innovation. The Southern Ontario Development Program will deliver close to \$176 million in funding in 2010–2011.

Under this Program Activity, FedDev Ontario will also deliver a number of initiatives that were announced under Canada's Economic Action Plan (Budget 2009), including:

Eastern Ontario Development Program (EODP)

The government renewed the EODP under Canada's Economic Action Plan (Budget 2009) at \$20 million over two years. EODP-funded activities began in summer 2009. In 2010–2011, the Agency will strengthen the economy of rural Eastern Ontario further by investing \$9.6 million to help develop a competitive and diversified economy, create jobs and ensure the region's long-term growth and prosperity.

The EODP will be delivered by the 15 Community Futures Development Corporations (CFDCs) located throughout rural Eastern Ontario.

The resources provided to the CFDCs will be used to invest in local and regional projects within six key economic development priorities:

- 1) Innovation and Deployment of Information and Communications Technologies
- 2) Business Development
- 3) Community Development
- 4) Skills Development
- 5) Attraction and Retention of Youth
- 6) Improved Access to Capital and Leveraged Capital

FedDev Ontario will consult with the 15 CFDCs and other stakeholders beginning in March 2010 regarding program priorities and performance targets for the fiscal year 2010–2011.

Community Adjustment Fund Intake II (CAF)

FedDev Ontario will also continue to deliver the CAF program that was part of Canada's Economic Action Plan. The second phase of the CAF was launched on December 15, 2009.

Small and medium-sized enterprises, municipalities, not-for-profit organizations, Aboriginal organizations, colleges and universities are all eligible to submit projects. The Community Adjustment Fund will support projects in and around resource-based and manufacturing communities that are dependent on a single industry. The fund will invest in projects that create immediate job opportunities for communities. It will focus not only on economic development, but innovation and diversification.

Overall funding for the second intake process will be \$127.8 million in 2010–2011.

Program Activity: Infrastructure*					
Human Resources (FTEs) and Planned Spending (\$millions)					
2010–2011		2011–2012		2012–2013	
FTEs	Planned Spending	FTEs	Planned Spending	FTEs	Planned Spending
32	98.4	32	0.2	32	0.1

Expected Results	Indicators	Targets
Ontario has the infrastructure required to sustain its development	Number of infrastructure projects administered	50
	Ratio of funds raised from other sources for every dollar of Ontario infrastructure improvement	1:1

* Infrastructure spending for the years 2011-2012 and 2012-2013 does not include expenditures on behalf of Infrastructure Canada.

FedDev Ontario delivers infrastructure programming in Ontario to ensure that communities have good quality and dependable infrastructure in place such as water, sewage and transportation infrastructures, and that residents benefit from access to this infrastructure. Community infrastructure is an essential building block for community development, and strategic infrastructure investments can be a catalyst for a community to grow and prosper. Through this program, FedDev Ontario delivers and administers contribution agreements with municipalities or contractors, which use these funds to create, renew or enhance Ontario communities' infrastructure. This program benefits residents of Ontario by contributing to the development and maintenance of infrastructure in Ontario, thereby helping Ontario residents have access to quality infrastructure, meaning, for example, access to water that is safe to drink and roads that are safe to drive on.

The RInC initiative, representing spending of about \$95 million in 2010–2011, falls under the FedDev Ontario Infrastructure program and accounts for most of the program's budget.

Planning Highlights and Benefits for Canadians

In 2010–2011, FedDev Ontario will continue to work with Infrastructure Canada to deliver a suite of infrastructure programs in the province of Ontario, including the Canada-Ontario Infrastructure Program, Canada-Ontario Municipal Rural Infrastructure Fund, Canada Strategic Infrastructure Fund, Municipal-Rural Infrastructure Top-Up Fund and Building Canada Fund. These programs represent hundreds of millions of dollars in investment in key infrastructure projects across the country.

The administration of infrastructure funding **throughout Ontario** coupled with economic development investments in community projects will enhance growth, profitability and competitiveness by establishing reliable water, transportation and waste management infrastructure, and by building community capacity in sport, tourism, housing and other sectors.

By delivering programs and services that support SME growth and competitive and self-sustaining communities across Ontario, the Agency will help build economically healthier regions that contribute to economic growth.

FedDev Ontario's value-added is the efficient and effective delivery of infrastructure funding provided by Infrastructure Canada.

Recreational Infrastructure Canada (RIInC)

In 2010–2011, FedDev Ontario will continue to work with the Ontario government to administer and deliver the Ontario portion of RIInC, a Canada's Economic Action Plan initiative from Budget 2009. This program uses contribution agreements to help upgrade and renew recreational infrastructure such as arenas, swimming pools, tennis courts, baseball fields and other recreational facilities. This program benefits Canadians by creating employment, mostly in construction-related jobs, and by renewing and upgrading recreational infrastructure in Ontario.

Canada's Economic Action Plan (EAP)

Initiatives originating from EAP and discussed in detail above are the:

- Recreational Infrastructure Fund,
- Community Adjustment Fund and
- Eastern Ontario Development Program.

Budget 2009 also presented the \$1 billion earmarked over five years for the Southern Ontario Development Program (SODP).



Program Sub-Activity		
Southern Ontario Development Program		
Expected Results	Indicators	Targets
Communities in Southern Ontario are viable and businesses in the region are competitive	Number of businesses and organizations created, expanded or maintained as a result of support from SODP	700
	Ratio of funds raised from other sources to SODP contributions	1:1

Amongst these EAP initiatives, the SODP has the largest expenditure over the 2010–2011 period. The expected results of program spending, performance indicators and performance targets are given in the table above. Some 700 businesses and organizations are expected to be created, expanded or maintained as a result of SODP support. In addition, it is anticipated that \$1 will be raised from other sources for every \$1 of SODP contributions.

Program Sub-Activity		
Development Projects for Communities and Businesses*		
Expected Results	Indicators	Targets
Development projects enhance or accelerate community and business development in Ontario	Number of development projects supported that would not have been realized without CAF investment	100
	Number of communities benefiting from development projects	75
	Ratio of program investment to investment from other sources	1:1

* This sub-program is also known as the Community Adjustment Fund, (CAF).

The next largest expenditures over the 2010–2011 period will come from the Community Adjustment Fund (CAF). Without CAF support, one hundred new development projects would not have been realized and 75 communities would not have benefited. It is also anticipated that \$1 will be raised from other sources for every \$1 of CAF investments.

Program Activity: Internal Services					
Human Resources (FTEs) and Planned Spending (\$Millions)					
2010–2011		2011–2012		2012–2013	
FTEs	Planned Spending	FTEs	Planned Spending	FTEs	Planned Spending
65	13.6	92	11.3	92	11.3

Internal services are groups of related activities and resources that are administered to support the needs of programs and other corporate obligations of our organization.

These groups are Management and Oversight Services, Policy and Research Services, Communications Services, Legal Services, Human Resource Management Services, Financial Management Services, Information Management Services, Real Property Services, Acquisition Services, Travel and Other Administrative Services.

Internal Services include only those activities and resources that apply across an organization and not those specific to a program.

SECTION III:

Supplementary Information

List of Tables Available Online

- Details of Transfer Payments Programs
- Evaluations

Additional Information

Details of Transfer Payment Programs (TPP)

Transfer payment tables have been provided for all programs that have annual expenditures greater than \$5 million or that are of particular interest. Thus a table has been prepared for the Official Languages Minority Communities Development Program, even though its annual expenditures are less than \$5 million.

Internal Audits

No internal audits are planned at this time. A multi-year, risk-based internal audit plan is scheduled to be developed by the President in Q4 of the 2009–2010 fiscal year. Projects under consideration are subject to ongoing risk assessments.

Sources of Respendable and Non-Respendable Revenue

There are no respendable and non-respendable revenues at present. The Agency is developing policy and procedures for program repayments. Repayments are expected from profit-generating entities that received funds from CAF and SODP sources.

Other Items of Interest

The Agency is also responsible for delivering infrastructure programs across all of Ontario. These programs include:

- Building Canada Fund – Communities Component (Ontario) – \$197 million*
- Building Canada Fund – Major Infrastructure Component (Ontario) – \$24 million*
- Canada-Ontario Infrastructure Program (Ontario) – \$12 million
- Canada Strategic Infrastructure Program (Ontario) – \$25 million*
- Canada-Ontario Municipal Rural Infrastructure Fund (Ontario) – \$66 million*
- Municipal Rural Infrastructure Fund Top-Up (Ontario) – \$25 million*

* Figures represent expected 2009–2010 expenditures on behalf of Infrastructure Canada. Figures for the 2010–2013 period are not available.

